



# The Art Students League of New York

215 West 57th Street, New York, NY 10019 TEL: 212-247-4510 FAX: 212-541-7024  
www.theartstudentsleague.org EMAIL: info@artstudentsleague.org

---

## **JOSEPH PELLER**

### Painting, Composition and Color From Life

Most of the following supplies may be purchased at the League's art supply store, located in the lobby. It is advisable to speak with the instructor before buying supplies.

#### **SUGGESTED MATERIALS LIST**

##### **PAINTING:**

- MEDIUMS: Winsor & Newton Painting Medium (It is a good working mix of stand oil and mineral spirits and is easily thinned) or linseed oil
- PALETTE – a middle value wooden palette is good to use because it allows you to see the colors you are mixing. A glass palette over a mid grey card will also work.
- Palette cups or sealable glass jars for medium and brush cleaning solvent.
- Brushes – a good supply of long flats, filberts, and round sizes 2 through 12 pure hog hair if you can afford them and one or two wide flat wash brushes (also hog hair if possible) 1 ½ - 2 ½ inches wide.
- Several synthetic flats and a few rounds 2 to 6 are helpful.
- Stretched Canvas, canvas panels or primed masonite panels (students should choose sizes that they feel comfortable working with a range from 8 x 10 – 30 x 40 inches is generally a good working range.

\*see **OPTIONAL LIST** for recommendations for canvas or linen purchased by the yard or roll

##### **DRAWING:**

- Small sketch book available for making a rapid notation with pen brush, pencil or pen.
- Soft vine charcoal, compressed charcoal and or Conte sticks.
- For those wishing to work in pastel a set of soft pastels 36 – 48 colors in a portrait selection is a good beginning working range.
- A few blending stumps and a chamois are helpful

**PLEASE NOTE:** Fixative may only be used in the basement spray booth, located across from the ladies room in the basement. Please follow instructions closely.

#### **OPTIONAL MATERIALS AND HOMEMADE EQUIPMENT**

- Several stores sell canvas by the roll and some will sell by the yard. Though more expensive initially, it is generally a better quality and savings in the long run when compared to pre-stretched canvas. Tacked to foam core this can make for a very pleasant surface to work on and mounted this way the canvas is not easily damaged.
- ½" foam core board about 30" x 24" to mount canvas cut from a roll or drawing paper
- A simple plumb line using heavy black thread and weighted with a lead fishing sinker (see attached diagram)
- An adjustable viewing square, easily made from two "L" shaped pieces of cardboard 9" – 12" long in each direction and about 2-3 " wide (see attached diagram)
- Push pinks or masking tape to fasten canvas or paper to the foam core board,
- A small hand held mirror for viewing your work in reverse.



# The Art Students League of New York

215 West 57th Street, New York, NY 10019 TEL: 212-247-4510 FAX: 212-541-7024  
www.theartstudentsleague.org EMAIL: info@artstudentsleague.org

---

## **CLEAN UP**

Brush cleaning – glass jar, Turpenoid, odorless mineral spirits, brush soap and paper towel.

**PLEASE NOTE:** The Art Students League does not allow the use of turpentine or mediums with strong odors within the school premises; only odorless solvents are permitted.

## **SUGGESTED PIGMENT LIST**

This list is recommended for oils. For water based mediums the same pigments may be used.

NOTE: Flake white is not available in water based mediums.

### **Basic**

Flake White

Ivory Black

Alizarin Crimson

Indian Red

Light Red

Cadmium Red\*

Cadmium Scarlet\* (Cadmium Red Light)

Cadmium Lemon\*

Cadmium Yellow Pale\* (Cadmium Yellow Light)

Yellow Ochre

Raw Sienna

Viridian

Cobalt Blue\*

French Ultramarine

### **Substitutes**

Permalba White, Titanium White

Winsor Red

Winsor Lemon

Winsor Yellow

Cerulean Blue

Extended: basic palette colors plus: Winsor Blue (Thalo Blue), Winsor Green (Thalo Green), Permanent Rose

- Pigments that can be poisonous if ingested with suggested alternates under substitutes
- See attached diagram for a suggested palette color layout (this is my personal extended palette)

## **SUPPLIERS:**

The Art Students League Art Supply Store, located in the lobby, has most of these supplies.

The Art Store: 1-5 Bond Street, NYC 212-533-2444

New York Central: 62 3<sup>rd</sup> Ave, NYC 212-473-7705

Pearl paint: 308 Canal Street, NYC 212-431-7932

Utrecht: 111 Fourth Ave. NYC 212-777-5353

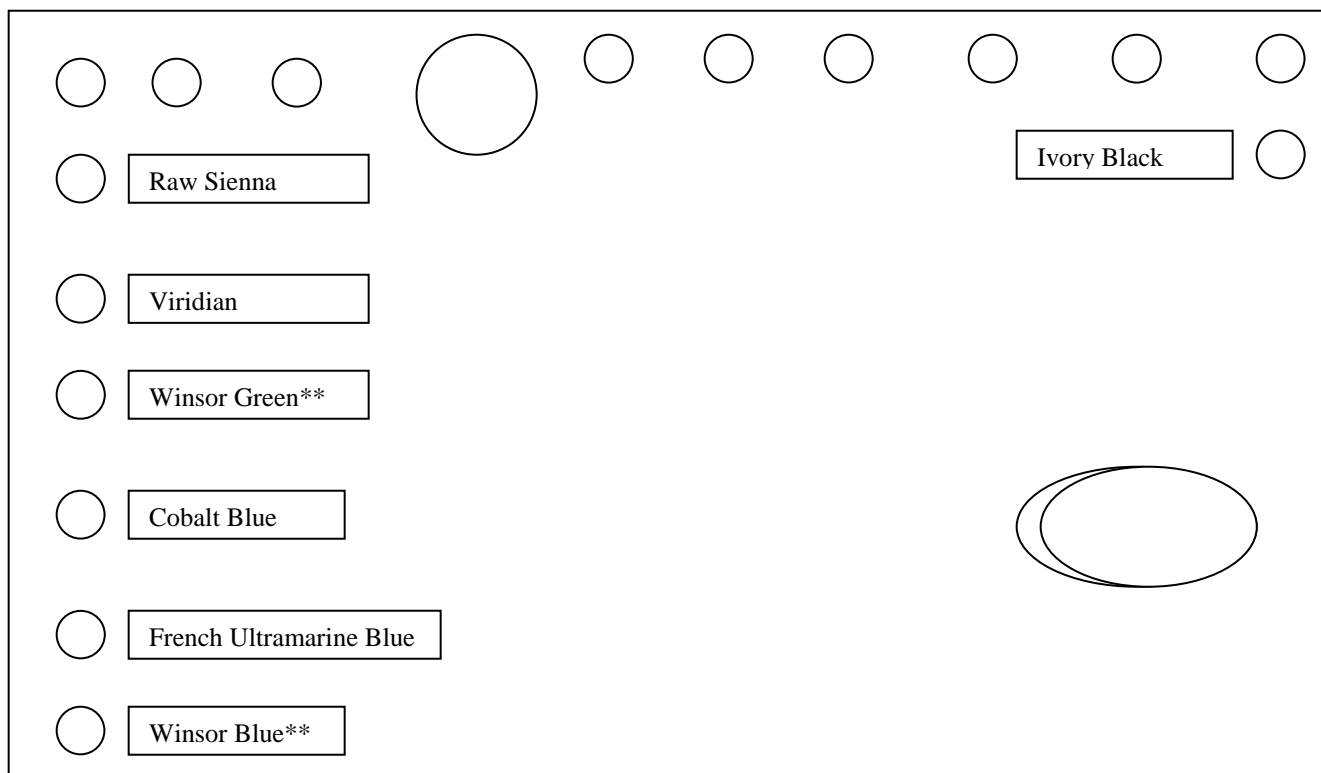


# The Art Students League of New York

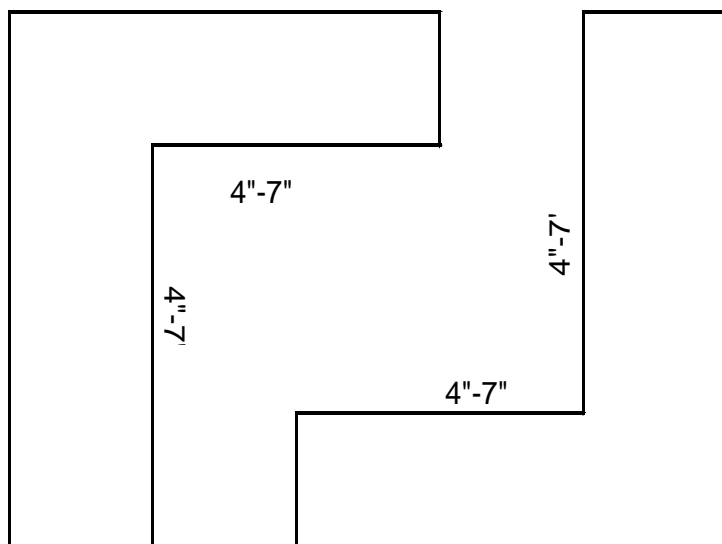
215 West 57th Street, New York, NY 10019 TEL: 212-247-4510 FAX: 212-541-7024  
www.theartstudentsleague.org EMAIL: info@artstudentsleague.org

## PALETTE

Yellow Ochre	Cadmium Yellow Light	Cadmium Lemon	Flake White or Titanium White	Cadmium Red Lt.	Cadmium Red Light (Scarlet)	Light Red	Indian red	Permanent Rose**	Alizarin Crimson
--------------	----------------------	---------------	-------------------------------	-----------------	-----------------------------	-----------	------------	------------------	------------------



\*\* Extended palette



### **OPTIONAL:**

#### **2 "L"-shaped cardboard Corners**

Viewing Frames: These are easily made of neutral color; gray, brown or perhaps black. Avoid white and bright colors. Cut 2 "L" shaped pieces. The sizes in the diagram. I would recommend the larges. Smaller sizes will work as well.

2 1/2" - 3"



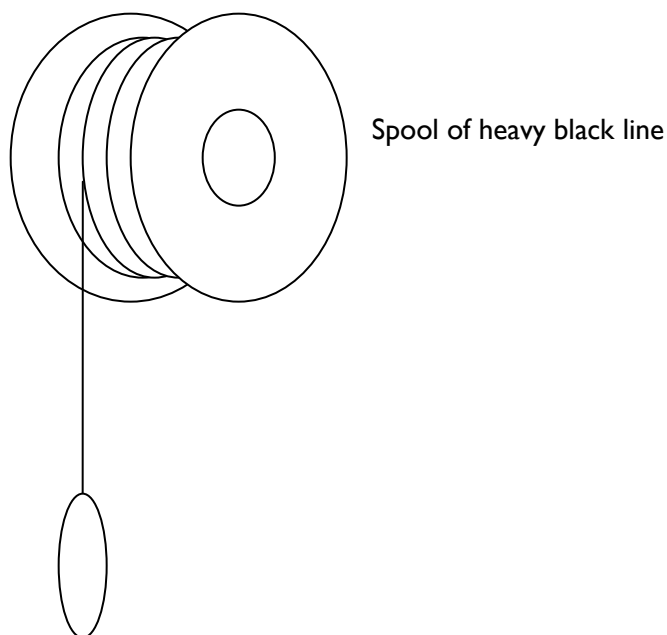
# The Art Students League of New York

215 West 57th Street, New York, NY 10019 TEL: 212-247-4510 FAX: 212-541-7024  
www.theartstudentsleague.org EMAIL: info@artstudentsleague.org

---

## Plumb Line

A single plumb line for checking verticals can be made using a heavy weight black thread or cord that does not kink. This is tied to a lead fishing weight or sinker.



Spool of heavy black line

Lead fishing weight

### **Suggested Outdoor Materials List:**

The materials requirements for the outdoor class are essentially the same as the studio class materials list (which you should also have). However, for working outdoors some additional equipment and material is required.

- \* some kind of portable easel/paint box or French easel box, full size or half size
- \* Sunscreen, sun visor or hat, food, water bottle, plastic garbage bags for refuse and to protect your work, rain poncho, comfortable walking shoes, something to sit on if you wish.
- \* small stretched canvases or canvas cut from a roll and mounted on 1/2 inch foam core board not larger than 20 x 24 inches or prepared painting panels and/or plexiglass not larger than 16 x 20 inches, which can be sanded, and if you wish primed with acrylic gesso
- \* Bungee cords and/or clamps to secure your palette, painting support, etc to your easel
- \* Push pins and/or masking tape to fasten canvas or paper to the foam core board, and for packaging wet canvases for the subway home.

FYG the normal width of a NYC subway turnstile is approx 16.5 inches and many of the special access gates are now alarmed or require a handicapped card.